


The ideal applicator for precise application of blaugelb Hybrid Polymer Power Fix on blaugelb Trio**therm**⁺ Profiles.



blaugelb Double Nozzle

Quick and efficient – a component of the blaugelb Trio**therm**⁺ system.

Product features:

The blaugelb Double Nozzle is an innovative solution for precise and parallel application of Hybrid Polymer Power Fix on blaugelb Trio**therm**⁺ Profiles.

Thanks to its specially developed design, the Double Nozzle enables time-saving and even application of the sealant. The simultaneous application of parallel sealant beads halves the processing time and optimises material use – one tubular bag is sufficient for up to 12 metres of Trio**therm**⁺ Profile.

The blaugelb Double Nozzle is a process-safe solution because it is always guaranteed (if used properly) that the correct amount of sealant is applied to the precise position across the entire profile. In addition, the risk of the profile slipping due to excessive sealant is reduced considerably when attaching to the anchor base.

- Integrated guide facilitates clean and precise application
- Simultaneous application of both beads speeds up processing considerably
- Reduced consumption through economical and targeted application
- Guarantees clean, professional processing without rework

Continued on
the next page ►



Product benefits:

- Integrated guide facilitates clean and precise application
- Simultaneous application of both beads speeds up processing considerably
- Reduced consumption through economical and targeted application
- Guarantees clean, professional processing without rework
- Saves resources through the use of recycled ASA materials
- Correct application quantity of the sealant reduces the risk of the profiles slipping during application

Technical data:

Material:	Plastic (recycled ASA material)
Lock screw:	Tapping screw, electrogalvanised
Dimensions of Double Nozzle H x W x D:	67 x 93 x 22 mm
Weight:	Approx. 19 g
Packing unit:	20 pieces

Product name	PU	Item no.
blaugelb Double Nozzle	20 pieces	9364870


Application note:

Step 1: Preparation

Release the lock ring of the tubular bag gun. Both a manual cartridge gun and a cordless cartridge gun can be used.



Guide the tubular bag nozzle through the lock ring. Then position the blaugelb Double Nozzle on the tubular bag nozzle and turn it about 90° until it is tightly seated.



To prevent accidental loosening, secure the Double Nozzle with the provided screw using a cordless screwdriver (TX10 bit).



Use combination shears to cut open the blaugelb Hybrid Polymer Power Fix at the front end below the lock ring and insert the tubular bag into the gun.




Screw the lock ring together with the adapter and the Double Nozzle back onto the gun and align the Double Nozzle so that the recesses are facing upwards.




Step 2: Application

Position the Double Nozzle on the blaugelb Trio**therm**⁺ Profile until the contact surface of the nozzle rests fully and levelly on the blaugelb Trio**therm**⁺ Profile.



Guide the gun evenly along the profile to guarantee continuous application of the sealant.



Tip: The use of a cordless cartridge gun ensures particularly uniform dispensing and makes handling easier.

Continued on the next page ►



Step 3: Disassembly

Loosen the lock screw to easily remove the blaugelb Double Nozzle from the tubular bag adapter.



Dispose of the Double Nozzle properly.

Disposal:

The disposal conforms with the national specifications.

Waste code: 16 01 19 (nozzle), 16 01 17 (screw)